













# Deckungsgrade 2012 - 2021

08/17

Teilautonome-Pensionskassen	durchschnittlicher Deckungsgrad	2021 Deckungsgrade teilweise noch provisorisch und noch nicht revidiert	2020	2019	2018	2017	2016	2015	2014	2013	2012
 asga pensionskasse	113.7%	122.7%	116.9%	114.2%	108.1%	112.9%	109.3%	110.9%	117.1%	114.1%	111.1%
	112.0%	112.9%	111.0%	112.1%	Vollversicherung						
	112.9%	118.7%	115.5%	113.6%	108.1%	115.0%	112.5%	112.3%	114.6%	112.1%	106.2%
	117.9%	117.4%	115.7%	115.2%	117.6%	122.1%	117.8%	118.1%	122.1%	119.7%	113.0%
 nest <small>die ökologisch-ethische Pensionskasse</small>	111.2%	115.0%	111.0%	110.6%	108.3%	113.6%	111.2%	111.0%	114.7%	110.1%	106.9%
 teiiCO <small>Vorsorge. Bank. Immobilien.</small>	102.8%	110.4%	104.0%	104.2%	98.4%	102.3%	101.4%	101.7%	105.8%	102.0%	98.0%
 PKG <small>Die Pensionskasse für KMU</small>	112.4%	123.2%	115.6%	115.3%	106.4%	114.1%	107.4%	109.0%	114.2%	110.3%	108.4%
 Profond	107.5%	116.1%	109.6%	111.4%	102.9%	112.6%	107.5%	106.2%	107.1%	104.2%	97.5%
 PROSPERITA	106.0%	115.0%	110.2%	108.2%	100.3%	108.3%	104.9%	105.6%	107.5%	101.7%	98.1%
 Swisscanto	107.0%	108.0%	103.6%	107.6%	101.1%	109.6%	106.2%	104.7%	111.2%	109.4%	108.2%
 STIFTUNG ABENDROT <small>Die nachhaltige Pensionskasse</small>	110.6%	121.4%	116.0%	113.0%	107.0%	111.3%	107.7%	107.1%	110.1%	108.4%	104.5%
 VITA	107.5%	115.0%	108.5%	105.2%	101.9%	109.1%	107.5%	108.2%	111.2%	106.2%	102.5%